

Cynomolgus IL-23A & Mouse IL-12B Heterodimer Protein; His Tag

Product Information

Product Name Cynomolgus IL-23A & Mouse IL-12B Heterodimer Protein; His Tag

Storage temp. Store at $\leq -70^{\circ}\text{C}$, stable for 6 months after receipt.
Recommend to aliquot the protein into smaller quantities for optimal storage. Please minimize freeze-thaw cycles.

Catalog# / Size **GM-88030RP-100 / 100 μg**
GM-88030RP-1000 / 1 mg

Protein Information

Alternative Names IL-23 alpha & IL-12 beta Heterodimer

Source Cynomolgus IL-23A & Mouse IL-12B Heterodimer Protein; His Tag (GM-88030RP) is expressed from human 293 cells (HEK-293). It contains AA(Cynomolgus IL-23A) Val 22 - Pro 189 (Accession # G7PIH8) and AA(Mouse IL-12B) Met 23 - Ser 335 (Accession # P43432-1).
This protein carries a His tag at the C-terminus of Mouse IL-12B.

Purity > 90% as determined by SDS-PAGE

Endotoxin < 1 EU/ μg , determined by LAL gel clotting assay

Predicted Mol Mass 18.5 KDa (IL-23A) and 36.9 KDa (IL-12B)

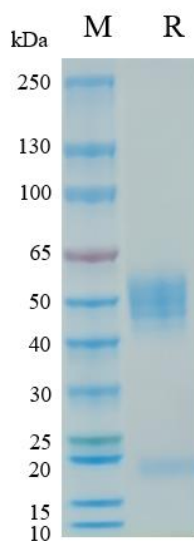
Formulation Supplied as a 0.2 μm filtered solution of PBS, pH7.2-7.4.

Description IL-23 is a heterodimeric cytokine made of IL-23 alpha (p19) and IL-12 beta (p40) subunits. While p40 is shared with IL-12, p19 is unique to IL-23. It binds to its receptor complex (IL-23R and IL-12R β 1) to regulate Th17 cells, promoting the release of pro-inflammatory cytokines like IL-17 and IL-22, driving immune inflammation.

IL-23 plays a significant role in many inflammatory and autoimmune diseases, such as psoriasis, Crohn's disease, ulcerative colitis, and rheumatoid arthritis. Due to its regulation of Th17 cells and inflammatory responses, IL-23 has become an important therapeutic target. Drugs that specifically block p19 (e.g., guselkumab) have been used to treat various inflammatory diseases. Additionally, p40-targeting drugs (e.g., ustekinumab) can inhibit the functions of both IL-12 and IL-23, thereby alleviating disease progression.

Version:4.0

SDS-PAGE

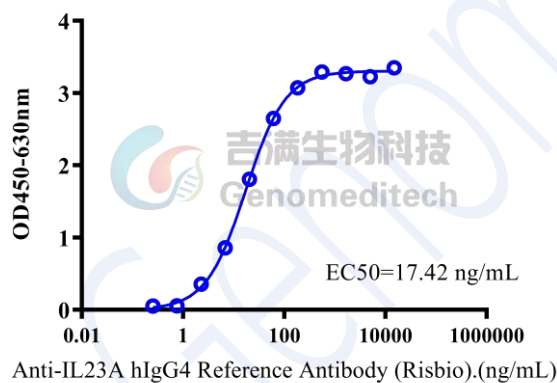


On SDS-PAGE under reducing (R) condition. The gel was stained overnight with Coomassie Blue. The purity of the protein is greater than 90%.

Bioactivity-ELISA

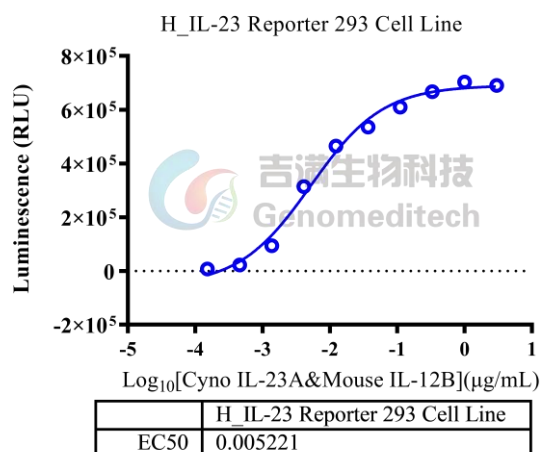
Bioactivity-ELISA

0.6 μ g Anti-His mIgG2a Antibody +
0.2 μ g Cynomolgus IL-23A & Mouse IL-12B Heterodimer
Protein; His Tag of per well



Cynomolgus IL-23A & Mouse IL-12B Heterodimer Protein;
His Tag (Catalog # GM-88030RP) was immobilized at 2
 μ g/ml (100 μ L/well) on Anti-His mIgG2a Antibody (Catalog #
GM-59493AB) (0.6 μ g/well) precoated. Increasing
concentrations of Anti-IL23A hIgG4 Reference Antibody
(Risbio) (Catalog # GM-88013MAB) were added.

Bioactivity CELL BASE



Cynomolgus IL-23A & Mouse IL-12B Heterodimer Protein;
 His Tag (Catalog # GM-88030RP) was added into H_IL-23
 Reporter 293 Cell Line (Catalog # GM-C06722), and then IL-
 23/IL-23R signals were stimulated.